



Polaria Year Round Screen Room 3 Sided Patio Rooms

Wall Attached Screened Spa Enclosure Kits

Starting at:

\$6730.00

\$6393.50

Credit Card

Certified Check

5 Year Limited Warranty

Polaria Features:

These specialty screened patio enclosures have a **Roof Structure** that is 2 1/2" x 1 5/8" rafters extending 10' to 14' from the house wall. In addition there is a 3 1/2" x 5" support beam running the full width of the unit (10' to 18') supporting the rafters at the midway mark. The complete roof structure is made of extruded aluminum with a baked on enamel finish. **Once up, there is no need to take it down!**

This sunroom kit has a **Super Vent** built into each gable end, allowing for the escape of wind and humidity.

The Polaria screened patio enclosures have a cover that will last up to 15 years in normal conditions. **Designed to stay up all year round**, this **22 Ounce Vinyl** is made to last by incorporating over 4 million stitches. It is also flame retardant (NFPA 701), UV resistant to prevent yellowing, tear and abrasive resistant and we have incorporated an "anti-wicking" agent to prevent mold and mildew. Need more? Okay, finally there is a special cold crack resistant additive to the vinyl so that the top can withstand temperatures as low as -50°F. Of course it is guaranteed for 5 years against discoloration.

These sunroom kits also have a **6" Overhang** built into every unit, preventing the rain from washing down the screen face. Also as part of the overhang is our aesthetically pleasing **Double Valence**, where the second valence is white and is part of our special roof attach system. Our valences can be the wave format or straight - your choice.

Used as spa enclosure kits, these screened patio enclosures are made with **1/8" thick Extruded Aluminum!** Made to last!

Panel sizes are 56.5" wide and 78" high. The entry door is a 35" wide "in-swinging" door. The 56.5" panel holding the door also has a sidelite on either side of the door - each measuring 10" wide.

Our Polaria screened patio enclosures come with **Sliding Polymer Windows**. Fully framed, the polymer is made especially for us with a Japanese calendaring process. It is made with a super double clear polish in either clear or smoke and has a 20 ml thickness - virtually unbreakable! Of course, in keeping with the quality of the rest of this spa gazebo kit, the polymer windows are UV resistant, crack resistant up to -30°F, fire retardant and has the anti-wicking agent to prevent mold and mildew. The windows slide sideways and are designed to be left in place, just like the whole unit, for the winter.

This is a very high quality, long lasting screen room kit that is easily assembled in a day. **Panel sizes are 56.5" wide and 78" high. The entry door is a 35" wide "in-swinging" door. The 56.5" panel holding the door also has a side-lite on either side of the door - each measuring 10" wide.**

Highest Quality



Frame Color Choices



Beige or White

Cover Color Choices



Green, Ivory, Beige



Navy Blue or Burgundy

An excellent hot tub enclosure!



We accept VISA, MasterCard and PayPal payments
OR get a 5% discount by sending a Certified Check.
Please note special or custom orders not returnable.

**For Information or to order
CALL (800) 922-4760**



Highest Quality



- This screen room gives you a clear line of sight, no eye-level support bars, because the panels are made with the highest quality extruded aluminum and engineered for maximum strength.
- The frames made with extrusion dies exclusive to these kits are wide enough to incorporate fully framed sliding polymer windows.
- Left side hinged heavy duty in-swinging door is standard. The door has a lockable easy entry handle.
- The heart of the quality of this screened enclosure is its roof tightening system which allows you to maintain a tight roof all the way around the unit. It is ingeniously easy and stretches the roof over its supports without exposing the roof to rough edges or corners. A patented "over and under" roof tightening system allows you to keep your cover looking good year after year. We call it our FLASH system because it is quick and easy!
- Of course our Flash system is part of a 6" overhang built in all the way around the screen enclosure preventing water runoff from flowing down the screen face.
- Panels snap fit together fastened with finishing hex screws for support, rigidity and strength: no cables or plastic pieces.
- Roof support assembly is made of 2 1/2" x 1 5/8" extruded aluminum struts all supported by a 3 1/2" x 5" beam.
- This roof's overhang, pitch and tensioning system combine to virtually eliminate water accumulation on the roof.
- Very high quality, long lasting, easily assembled within a day.
- Vinyl top color choices: green, blue, eggshell, burgundy & beige

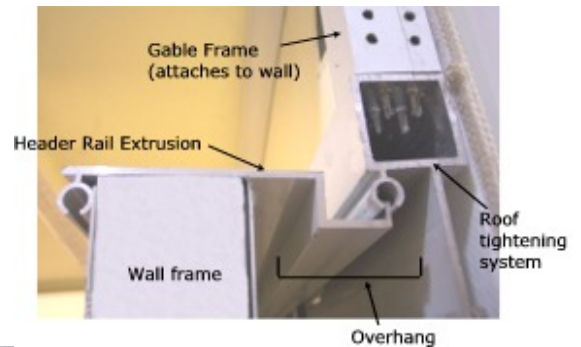


Obtaining necessary permits is the sole responsibility of purchaser. Customers agree to hold ScreenHouses Unlimited and manufacturer free of any liability for improper installation, maintenance and repair.



We accept VISA, MasterCard and PayPal payments OR get a 5% discount by sending a Certified Check. Please note special or custom orders not returnable.

5 Year Warranty—All Major Materials



All Prices in US\$ — FREE Delivery in continental USA
No hidden costs — No handling fees — No silly fees

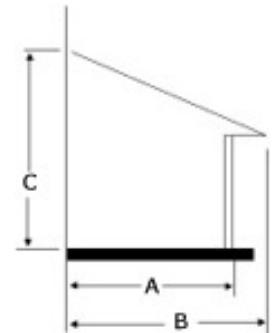
**For Information or to order
CALL (800) 922-4760**



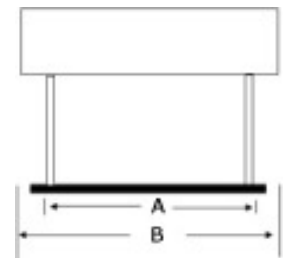
Highest Quality

5 Year Warranty—All Major Materials

Projection Consists of...	Panel Sizes for each Unit - (78" high)					A	B	C
	Panel #1	Panel #2	Panel #3	Panel #4		Footprint	Roof Dimensions	Back-wall Height
10	56 1/2"	56 1/2"				117 1/4"	120 3/4"	94 7/8"
11	56 1/2"	56 1/2"	10 3/4"			128"	131 1/2"	96 1/4"
12	56 1/2"	56 1/2"	25"			142 1/4"	145 3/4"	98"
13	56 1/2"	56 1/2"	25"	10 3/4"		153"	156 1/2"	99 3/8"
14	56 1/2"	56 1/2"	25"	25"		167 1/4"	170 3/4"	101 1/8"



Width Consists of...	Panel Sizes for each Unit - (78" high)					A	B
	Panel #1	Panel #2	Panel #3	Panel #4	Panel #5	Footprint	Roof Dimensions
10	56 1/2"	56 1/2"				117 1/2"	124 1/2"
11	56 1/2"	56 1/2"	10 3/4"			128 1/4"	135 1/4"
12	56 1/2"	56 1/2"	25"			142 1/4"	149 1/2"
13	56 1/2"	56 1/2"	25"	10 3/4"		153 1/4"	160 1/4"
14	56 1/2"	56 1/2"	25"	25"		167 1/2"	174 1/2"
15	56 1/2"	56 1/2"	56 1/2"			174"	181"
16	56 1/2"	56 1/2"	56 1/2"	10 3/4"		184 3/4"	191 3/4"
17	56 1/2"	56 1/2"	56 1/2"	25"		199"	206"
18	56 1/2"	56 1/2"	56 1/2"	25"	10 3/4"	209 3/4"	216 3/4"



10' Projection (Out from the house)	Available Widths (along the house)					All pricing in US Dollars			
	10'	11'	12'	13'	14'	15'	16'	17'	18'
POLAW-10 x _ _ (white frame) Credit Card US\$	\$7050.00	\$7755.00	\$8460.00	\$9165.00	\$9870.00	\$10,575.00	\$11,280.00	\$11,475.00	\$12,150.00
POLAW-10 x _ _ (white frame) Cashiers Check US\$	Save 5% off the above pricing by paying with cashiers check!								
POLAB-10 x _ _ (beige frame)	\$7350.00	\$8085.00	\$8820.00	\$9555.00	\$10,290.00	\$11,025.00	\$11,760.00	\$11,475.00	\$12,150.00
POLAB-10 x _ _ (beige frame) Cashiers Check US\$	Save 5% off the above pricing by paying with cashiers check!								

Obtaining necessary permits is the sole responsibility of purchaser. Customers agree to hold ScreenHouses Unlimited and manufacturer free of any liability for improper installation, maintenance and repair.

All Prices in US\$ — FREE Delivery in continental USA
No hidden costs — No handling fees — No silly fees



We accept VISA, MasterCard and PayPal payments
OR get a 5% discount by sending a Certified Check.
Please note special or custom orders not returnable.

For Information or to order
CALL (800) 922-4760



11' Projection (Out from the house)	Available Widths (along the house)					All pricing in US Dollars			
	10'	11'	12'	13'	14'	15'	16'	17'	18'
POLAW-11 x _ _ (white frame) Credit Card US\$	\$7755.00	\$8531.00	\$9306.00	\$10,082.00	\$10,857.00	\$11,633.00	\$11,880.00	\$12,342.00	\$12,771.00
POLAW-11 x _ _ (white frame)	Save 5% off the above pricing by paying with cashiers check!								
POLAB-11 x _ _ (beige frame) Credit Card US\$	\$8085.00	\$8894.00	\$9702.00	\$10,511.00	\$11,319.00	\$12,128.00	\$11,880.00	\$12,342.00	\$12,771.00
POLAB-11 x _ _ (beige frame)	Save 5% off the above pricing by paying with cashiers check!								

12' Projection (Out from the house)	Available Widths (along the house)					All pricing in US Dollars			
	10'	11'	12'	13'	14'	15'	16'	17'	18'
POLAW-12 x _ _ (white frame) Credit Card US\$	\$8460.00	\$9306.00	\$10,152.00	\$10,998.00	\$11,340.00	\$12,150.00	\$12,384.00	\$12,852.00	\$13,284.00
POLAW-12 x _ _ (white frame)	Save 5% off the above pricing by paying with cashiers check!								
POLAB-12 x _ _ (beige frame) Credit Card US\$	\$8820.00	\$9702.00	\$10,584.00	\$11,466.00	\$11,340.00	\$12,150.00	\$12,384.00	\$12,852.00	\$13,284.00
POLAB-12 x _ _ (beige frame)	Save 5% off the above pricing by paying with cashiers check!								

13' Projection (Out from the house)	Available Widths (along the house)					All pricing in US Dollars			
	10'	11'	12'	13'	14'	15'	16'	17'	18'
POLAW-13 x _ _ (white frame) Credit Card US\$	\$9165.00	\$10,082.00	\$10,998.00	\$11,408.00	\$12,012.00	\$12,578.00	\$13,104.00	\$13,260.00	\$14,040.00
POLAW-13 x _ _	Save 5% off the above pricing by paying with cashiers check!								
POLAB-13 x _ _ (beige frame) Credit Card US\$	\$9555.00	\$10,511.00	\$11,466.00	\$11,408.00	\$12,012.00	\$12,578.00	\$13,104.00	\$13,260.00	\$14,040.00
POLAB-13 x _ _ (beige frame)	Save 5% off the above pricing by paying with cashiers check!								

14' Projection (Out from the house)	Available Widths (along the house)					All pricing in US Dollars			
	10'	11'	12'	13'	14'	15'	16'	17'	18'
POLAW-14 x _ _ (white frame) Credit Card US\$	\$9870.00	\$10,857.00	\$11,340.00	\$12,012.00	\$12,642.00	\$13,230.00	\$13,440.00	\$14,280.00	\$15,120.00
POLAW-14 x _ _	Save 5% off the above pricing by paying with cashiers check!								
POLAB-14 x _ _ (beige frame) Credit Card US\$	\$10,290.00	\$11,319.00	\$11,340.00	\$12,012.00	\$12,642.00	\$13,230.00	\$13,440.00	\$14,280.00	\$15,120.00
POLAB-14 x _ _ (beige frame)	Save 5% off the above pricing by paying with cashiers check!								